

**BELKIN®**

English

***Bluetooth®***  
**Comfort Mouse**

---

Quick Installation Guide





## Introduction

---

Thank you for purchasing the Belkin *Bluetooth* Comfort Mouse. With a simple 3-minute setup, this wireless *Bluetooth* Mouse will talk directly to your laptop enabled with *Bluetooth* technology without a dongle.

## System Requirements

---

### Operating Systems:

- Mac OS® X v10.47 or later
- Microsoft Windows® 2000 or Microsoft Windows® XP

To enable the bi-directional scroll wheel for these systems, please run the 'Setup for Windows® XP and 2000 Users'

- Microsoft Windows Vista®

### Hardware:

- Laptop enabled with *Bluetooth* technology

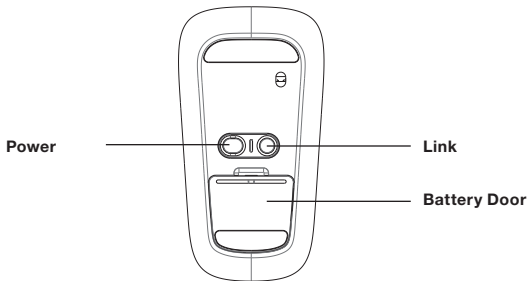


## Getting Started

---


### Turning the Mouse On:

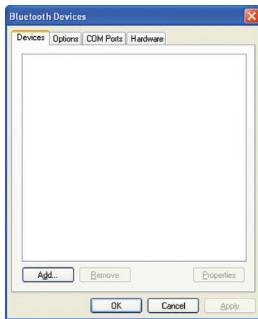
1. Place the two AA batteries into the compartment located on the bottom of the Mouse.
2. Turn the Mouse on by pressing the gray on/off button located on the bottom of the Mouse.



## Pairing the Mouse with your Laptop

### For Windows Users:

1. Double-click the *Bluetooth* icon  located on the bottom right-hand side of your desktop in the Windows task bar. Under the “Devices” tab, click “Add”.

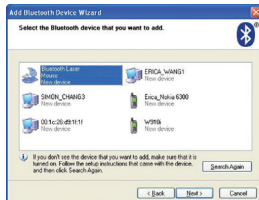


2. Press and hold the blue “link” button located on the bottom of your Mouse until the blue connect LED located on the top side of the Mouse starts flashing. At the same time, select “My device is set up and ready to be found”, and click “Next”.

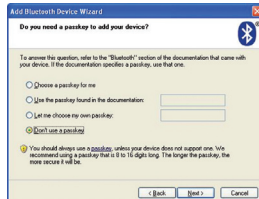


## Pairing the Mouse with your Laptop

3. Select “Belkin Bluetooth Mouse” on your screen, and then click “Next”.



4. Click “Don't use Passkey”, and click “Next”.



5. Click “Finish”.



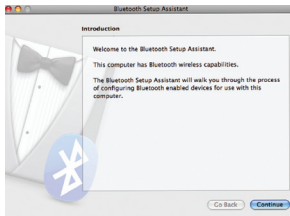
## Pairing the Mouse with your Laptop

### For Mac® Users:

1. Click “System Preferences”, and then click “Bluetooth”.

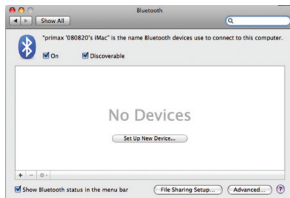


2. Click “Set Up New Devices”.

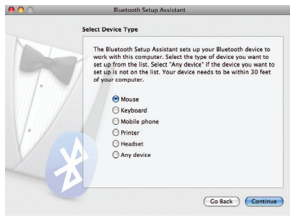


## Pairing the Mouse with your Laptop

3. Click "Continue".



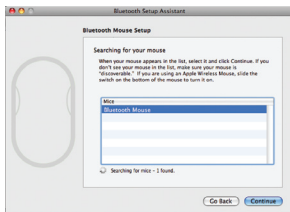
4. Press and hold the blue "link" button located on the bottom of your Mouse until the blue connect LED located on the top side of the Mouse starts flashing. Select "Mouse" from the device list, and click "Continue".



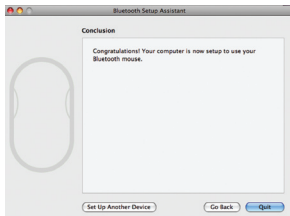


## Pairing the Mouse with your Laptop

5. Select “Belkin *Bluetooth* Mouse” on your screen, and then click “Continue”.







6. On the “Conclusion” screen, click “Quit”.





## EU DECLARATION OF CONFORMITY

 Český [Czech]	<i>(Belkin Ltd)</i> tímto prohlašuje, že tento <i>(FSL031)</i> je ve shodě se základními požadavky a dalšími příslušnými ustanoveními směrnice 1999/5/ES.
 Dansk [Danish]	Undertegnede <i>(Belkin Ltd)</i> erklærer herved, at følgende udstyr <i>(FSL031)</i> overholder de væsentlige krav og øvrige relevante krav i direktiv 1999/5/EF.
 Deutsch [German]	Hiermit erkläre <i>(Belkin Ltd)</i> , dass sich das Gerät <i>(FSL031)</i> in Übereinstimmung mit den grundlegenden Anforderungen und den übrigen einschlägigen Bestimmungen der Richtlinie 1999/5/EG befindet.
 Eesti [Estonian]	Käesolevate kirjatub <i>(Belkin Ltd)</i> seadme <i>(FSL031)</i> vastavalt direktiivi 1999/5/EÜ põhinõuetele ja nimetatud direktiivi täiendavatele tehnilistele aspektidele.
 English	Hereby, <i>(Belkin Ltd)</i> declares that this product <i>(FSL031)</i> is in compliance with the essential requirements and other relevant provisions of Directive 1999/5/EC.
 Español [Spanish]	Por medio de la presente <i>(Belkin Ltd)</i> declara que el <i>(FSL031)</i> cumple con los requisitos esenciales y cualesquiera otras disposiciones aplicables o exigibles de la Directiva 1999/5/CE.
 Ελληνική [Greek]	ΜΕ ΤΗΝ ΠΑΡΟΥΣΑ <i>(Belkin Ltd)</i> ΔΗΛΩΝΕΙ ΟΤΙ <i>(FSL031)</i> ΣΥΜΜΟΡΦΩΝΕΤΑΙ ΠΡΟΣ ΤΙΣ ΟΥΣΙΩΔΕΙΣ ΑΠΑΙΤΗΣΕΙΣ ΚΑΙ ΤΙΣ ΛΟΙΠΕΣ ΣΧΕΤΙΚΕΣ ΔΙΑΤΑΞΕΙΣ ΤΗΣ ΟΔΗΓΙΑΣ 1999/5/ΕΚ.
 Français [French]	Par la présente <i>(Belkin Ltd)</i> déclare que l'appareil <i>(FSL031)</i> est conforme aux exigences essentielles et aux autres dispositions pertinentes de la directive 1999/5/CE.
 Italiano [Italian]	Con la presente <i>(Belkin Ltd)</i> dichiara che questo <i>(FSL031)</i> a conforme ai requisiti essenziali ed alle altre disposizioni pertinenti stabilite dalla direttiva 1999/5/CE.
 Latvīski [Latvian]	Ar šo <i>(Belkin Ltd)</i> <i>(Belkin Ltd)</i> deklarē, ka <i>(FSL031)</i> / iekārta atbilst Direktīvas 1999/5/EK būtiskajām prasībām un citiem ar to saistītajiem noteikumiem.
 Lietuvių [Lithuanian]	Šiuo <i>(Belkin Ltd)</i> deklaracija, kad šis <i>(FSL031)</i> atitinka esminius reikalavimus ir kitas 1999/5/EB Direktivos nuostatas.
 Nederlands [Dutch]	Hierbij verklaart <i>(Belkin Ltd)</i> dat het toestel <i>(FSL031)</i> in overeenstemming is met de essentiële eisen en de andere relevante bepalingen van richtlijn 1999/5/EG.
 Malti [Maltese]	Hawnhekk, <i>(Belkin Ltd)</i> , jiddeklara li dan <i>(FSL031)</i> jikkonforma mal- <i>(li)</i> jejn essenzjali u ma providimentni oħrajn relevanti li hemm f-Direttiva 1999/5/EC.
 Magyar [Hungarian]	Aulított, <i>(Belkin Ltd)</i> nyilatkozom, hogy a <i>(FSL031)</i> megfelel a vonatkozó alapvető követelményeknek és az 1999/5/EC irányelv egyéb előírásának.
 Polski [Polish]	Niniejszym <i>(Belkin Ltd)</i> oświadczam, że <i>(FSL031)</i> jest zgodny z zasadniczymi wymogami oraz pozostałymi słownymi postanowieniami Dyrektywy 1999/5/CE.
 Português [Portuguese]	<i>(Belkin Ltd)</i> declara que este <i>(FSL031)</i> está conforme com os requisitos essenciais e outras disposições da Directiva 1999/5/CE.
 Slovensko [Slovakian]	<i>(Belkin Ltd)</i> týmto vyhlasuje, da je ta <i>(FSL031)</i> v skladu z bistvenimi zahtevami in ostalimi relevantnimi določili direktive 1999/5/ES.
 Slovensky [Slovenian]	<i>(Belkin Ltd)</i> tímto vyhlasuje, že <i>(FSL031)</i> spĺňa základné požiadavky a všetky príslušné ustanovenia Smernice 1999/5/ES.
 Suomi [Finnish]	<i>(Belkin Ltd)</i> vakuuttaa täten että <i>(FSL031)</i> täyttää kaikki sen direktiivin 1999/5/EY oleelliset vaatimukset ja sitä koskevien direktiivin muiden ehtojen mukaiset.
 Svenska [Swedish]	Härmed intygar <i>(Belkin Ltd)</i> att denna <i>(FSL031)</i> står i överensstämmelse med de väsentliga egenskapskrav och övriga relevanta bestämmelser som framgår av direktiv 1999/5/EG.
 Íslenska [Icelandic]	Hér með lýsir <i>(Belkin Ltd)</i> yfir því að <i>(FSL031)</i> er í samræmi við grunnkröfur og aðrar kröfur, sem gerðar eru í tilskipun 1999/5/EC.
 Norsk [Norwegian]	<i>(Belkin Ltd)</i> erklærer herved at utstyret <i>(FSL031)</i> er i samsvar med de grunnleggende krav og øvrige relevante krav i direktiv 1999/5/EF.

## Laser Safety Statement:

This device complies with International standard IEC 60825-1:2007 for a Class 1 laser product.

# BELKIN®

[www.belkin.com](http://www.belkin.com)

## Belkin Tech Support

Europe: [www.belkin.com/support](http://www.belkin.com/support)



Belkin Ltd.  
Express Business Park  
Shipton Way, Rushden  
NN10 6GL, United Kingdom

Belkin SAS  
130 rue de Sully  
92100 Boulogne-  
Billancourt, France



Belkin GmbH  
Hanebergstrasse 2  
80637 Munich  
Germany

Belkin Iberia  
C/ Anabel Segura, 10 planta baja,  
Of. 2  
28108, Alcobendas, Madrid  
Spain

Belkin Italy & Greece  
Via Carducci, 7  
Milano 20123  
Italy

Belkin B.V.  
Boeing Avenue 333  
1119 PH Schiphol-Rijk,  
Netherlands

© 2009 Belkin International, Inc. All rights reserved. All trade names are registered trademarks of respective manufacturers listed. Microsoft, Windows, and Windows Vista are either trademarks or registered trademarks of Microsoft Corporation in the United States and/or other countries. Mac and Mac OS are trademarks of Apple Inc., registered in the U.S. and other countries. The *Bluetooth* name and the *Bluetooth* trademarks are owned by *Bluetooth* SIG, Inc., and are used by Belkin International, Inc., under license.

F5L031 • 8820-00094uk

