

**BELKIN**

**Conserve Smart AV™**  
Auto-Off Surge Protector

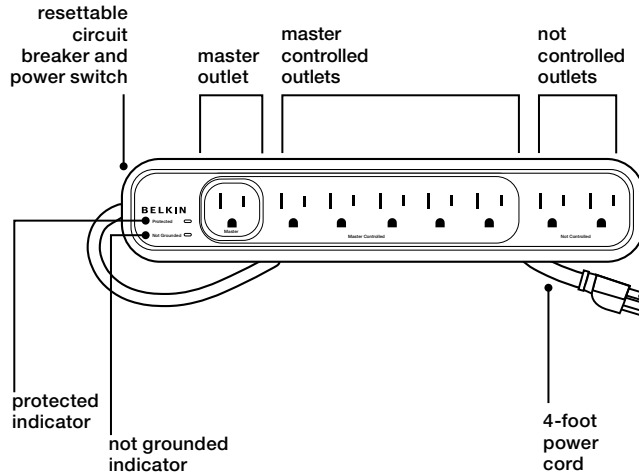
**User Guide**

Now you can control power to your whole entertainment system with the push of a button—your TV's power button. The TV Master Outlet senses when your TV is on or off and controls power to five peripheral outlets for your components. When you turn your TV off, power to the peripheral components goes off too—including standby power—so no energy is wasted.

For more information and to learn about other Belkin Conserve energy management products, please go to [belkin.com/conserve](http://belkin.com/conserve)

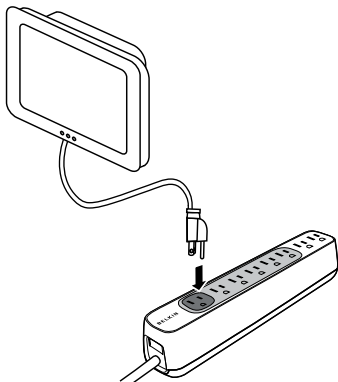
#### Package Contents

- Conserve Smart AV Auto-Off Surge Protector
- User Guide and Warranty Information



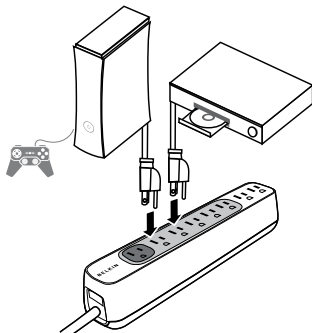
## QUICK SETUP GUIDE

- 1 Plug a “master” device into the green Master Outlet. This will most likely be a television or stereo amplifier. This master device will control the five Master-Controlled Outlets.



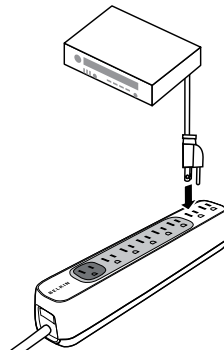
- 2 Plug in any devices that do not require constant round-the-clock power into one of the five Master-Controlled Outlets. Suggested use with the following devices:

- DVD Player
- VCR
- Speakers/Subwoofer
- Gaming Consoles

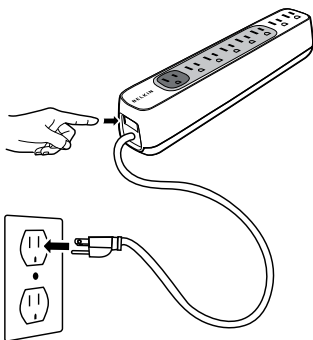


- 3 Plug in devices that need 24-hour power into one of the two dark-gray Not-Controlled Outlets. Suggested use with the following devices:

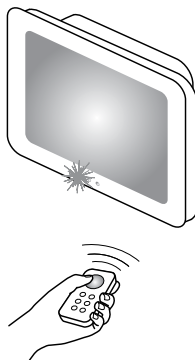
- DVR
- Cable Box
- Modem or Router



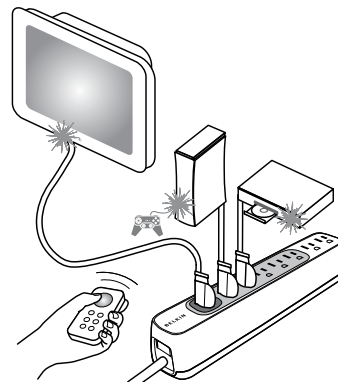
- 4** Plug your Conserve Smart AV Auto-Off Surge Protector into any U.S. 3-pin power wall outlet. Switch power button ON.



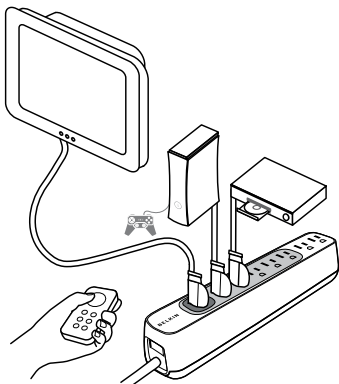
- 5** Switch on your master device (device plugged into the green outlet) as you normally would. With a television you might use your TV remote control or power button located on the television set.



- 6** You will notice that your Master-Controlled devices (plugged into the light-gray outlets) will switch on automatically after your master device is ON.



- 7 After you have finished using your master device and turned it off using your remote or device power button, your peripheral devices will also turn off within 30 seconds and no longer consume any electricity.



#### INDICATOR LIGHTS

- The “Protected” light should be on when the power switch is turned on. If this light goes out at any time, it either means the circuit breaker has tripped and should be reset, or your Surge Protector was sacrificed to protect your equipment and should be replaced.
- The “Not Grounded” light should not be on. If this light turns on, you may have a ground-wiring problem in your home and you should contact an electrician to properly ground the outlet. Connecting a Belkin Surge Protector to an improperly grounded outlet will void all Belkin warranties. If your home is properly grounded and the Surge Protector’s “Not Grounded” light is on, please contact Belkin for your free replacement.

#### PRODUCT FEATURES

- Auto-calibration for maximum compatibility with products.
  - A microprocessor inside the Conserve Smart AV determines when the Master-Controlled Outlets turn on and off. Intelligence built into the microprocessor can recognize the difference between a television powering down and a dark scene on the screen to prevent accidental switching of the Master-Controlled Outlets.
- 1 Master Outlet (Always On). Suggested use with the following devices:
  - Television or Stereo Amplifier
- 5 Master-Controlled Outlets (Switch on and off in response to power state of Master Outlet). Suggested use with the following devices:
  - DVD Players
  - VCRs
  - Speakers / Subwoofers
  - Games Consoles

## TROUBLESHOOTING

- 2 Non-Controlled Outlets (Power is always on at these outlets unless the built-in circuit breaker has tripped). Suggested use with the following devices:
  - DVRs
  - Cable Boxes
  - Modems or Routers
- Automatically shuts down Master-Controlled Outlets when master device is put into a standby mode to save power
- Automatically powers up Master-Controlled Outlets when master device is activated
- Resettable circuit breaker
- Power switch to manually turn off entire unit
- 4-foot cord length
- Color-coded outlets for easy installation
- “Protected” light to show when surge circuit is active
- “Not Grounded” light to indicate when a ground is not present

### **My Conserve Smart AV doesn't seem to be working.**

- It is very important that your primary device, most likely a TV, is plugged into the Master Outlet. The devices that you want to be switched off automatically should be plugged into the Master-Controlled Outlets. If a device needs to stay on at all times, make sure it is plugged into one of the two outlets labeled “Not Controlled.”
- Please ensure all of the connected plugs/ extensions are inserted properly; if they aren't pushed in all the way, they may not connect correctly.
- The Surge Protector may be overloaded. Press the circuit-breaker button to reset the circuit.

### **Why are my peripherals switching on and off intermittently?**

In order to fully calibrate the Conserve Smart AV, you may need to switch off your TV after you have switched it on for the first time. The Conserve Smart AV uses something called *auto-calibration*. In order for this to work properly, your TV must go through an on and off cycle. The Conserve Smart AV will then learn to adapt to your TV's unique patterns of energy consumption.

### **“Not Grounded” light is on.**

The “Not Grounded” light indicates you may have a ground-wiring problem in your

home, and you should contact an electrician to properly ground the outlet. Connecting a Belkin Surge Protector to an improperly grounded outlet will void all Belkin warranties. If your home is properly grounded and the Surge Protector's “Not Grounded” light is on, please contact Belkin for your free replacement.

### **“Protected” light is not on.**

Absence of the “Protected” light indicates the unit's outlets are overloaded. Press the circuit-breaker button to reset the unit. If the light is not on after resetting the circuit breaker, then the Surge Protector has reached the end of its useful life. Replace the Surge Protector to ensure proper protection.

### **Can I use my desktop computer with the Conserve Smart AV?**

Yes, you can use a desktop computer as the master device.

### **Can I plug anything other than a TV into the Master Outlet?**

Yes, you may decide to use your amplifier as the master device and that's fine. However, we do not recommend using equipment such as a video recorder or DVD player in the Master Outlet.

## Specifications

Continuous Duty Electrical Rating: 120V~/15A/60Hz/1800W

Maximum Energy Dissipation: 1080 Joules

- H-N: 360 Joules
- H-G: 360 Joules
- N-G: 360 Joules

UL Clamping Voltage (3-line): UL 1449 400V

UL Listed to U.S. and Canada Safety Standards: UL 1449, UL 1363

## Safety Information

- To reduce the risk of electrical shock, unplug the unit and allow it to cool before cleaning.
- Do not "daisy-chain" this product or use it with extension cords. The Belkin Conserve Smart AV's power cord must be plugged directly into an AC power source to ensure proper surge protection.
- For indoor use and in dry locations only. Not for use with aquariums or other water-related products.

**NOTE:** This equipment has been tested and found to comply with the limits for a Class B digital device, pursuant to part 15 of the FCC Rules. These limits are designed to provide reasonable protection against harmful interference in a residential installation. This equipment generates, uses, and can radiate radio frequency energy and, if not installed and used in accordance with the instructions, may cause harmful interference to radio communications. However, there is no guarantee that interference will not occur in a particular installation. If this equipment does cause harmful interference to radio or television reception, which can be determined by turning the equipment off and on, the user is encouraged to try to correct the interference by one of the following measures:

- Reorient or relocate the receiving antenna.
- Increase the separation between the equipment and receiver.
- Connect the equipment into an outlet on a circuit different from that which the receiver is connected.
- Consult the dealer or an experienced radio/TV technician for help.

Belkin International, Inc., is not responsible for any interference caused by unauthorized modifications to this equipment. Such modifications could void the user's authority to operate this equipment.

## Limited One (1) Year Warranty

### What this warranty covers.

Belkin International, Inc. warrants to the original purchaser of this Belkin Conserve Smart AV, that the Conserve Smart AV shall be free of defects in design, assembly, material, or workmanship.

### What the period of coverage is.

Belkin International, Inc., warrants the Belkin Conserve Smart AV for one (1) year from the original date of purchase.

### What will we do to correct problems?

*Conserve Smart AV Warranty.* Belkin will repair or replace, at its option, any defective Conserve Smart AV free of charge (except for shipping charges for the Conserve Smart AV). Belkin reserves the right to discontinue any of its products without notice, and disclaims any limited warranty to repair or replace any such discontinued products. In the event that Belkin is unable to repair or replace the Conserve Smart AV (for example, because it has been discontinued), Belkin will offer either a refund or a credit toward the purchase of another product from Belkin.com in an amount equal to the purchase price of the Conserve Smart AV as evidenced on the original purchase receipt and as discounted by its natural use.

### What is not covered by this warranty?

All above warranties are null and void if the Belkin Conserve Smart AV is not provided to Belkin International, Inc., for inspection upon Belkin's request at the sole expense of the purchaser, or if Belkin International, Inc., determines that the Belkin Conserve Smart AV has been improperly installed, altered in any way, or tampered with. The Belkin Conserve Smart AV Warranty does not protect against acts of God (including but not limited to flood, earthquake, war, and vandalism), theft, normal-use wear and tear, erosion, depletion, obsolescence, abuse, or alteration.

### How to get service.

To get service for your Belkin Conserve Smart AV, you must take the following steps:

1. Contact Belkin International, Inc., at 12045 E. Waterfront Drive, Playa Vista, CA 90094, Attn: Customer Service, or call (800)-223-5546.

Be prepared to provide the following information:

- a. The part number of the Belkin Conserve Smart AV.
- b. Where you purchased the Conserve Smart AV.
- c. When you purchased the Conserve Smart AV.
- d. Copy of original receipt.

2. Your Belkin Customer Service Representative will then instruct you on how to forward your receipt and Belkin Conserve Smart AV and how to proceed with your claim.

Belkin International, Inc., reserves the right to review the damaged Belkin Conserve Smart AV. All costs of shipping the Belkin Conserve Smart AV to Belkin International, Inc., for inspection shall be borne solely by the purchaser. If Belkin determines, in its sole discretion, that it is impractical to ship the damaged equipment to Belkin International, Inc., Belkin may designate, in its sole discretion, an equipment repair facility to inspect and estimate the cost to repair such equipment. The cost, if any, of shipping the equipment to and from such repair facility and of such estimate shall be borne solely by the purchaser. Damaged products must remain available for inspection until the claim is finalized. Whenever claims are settled, Belkin International, Inc., reserves the right to be subrogated under any existing insurance policies the purchaser may have.

### How state law relates to the warranty.

**This warranty contains the sole warranty of Belkin International, Inc., there are no other warranties, expressed or, except as required by law, implied, including the implied warranty or condition of quality, merchantability or fitness for a particular purpose, and such implied warranties, if any, are limited in duration to the term of this warranty.** Some states do not allow limitations on how long an implied warranty lasts, so the above limitations may not apply to you.

**In no event shall Belkin International, Inc., be liable for incidental, special, direct, indirect, consequential, or multiple damages such as, but not limited to, lost business or profits arising out of the sale or use of any Belkin Conserve Smart AV, even if advised of the possibility of such damages.** This warranty gives you specific legal rights, and you may also have other rights, which may vary from state to state. Some states do

not allow the exclusion or limitation of incidental, consequential, or other damages, so the above limitations may not apply to you.

#### **Connected Equipment Warranty**

Belkin International, Inc. ("Belkin") warrants to the original purchaser of any Belkin Conserve Smart AV for the life of the product, that the Conserve Smart AV shall be free of defects in design, assembly, material, or workmanship, and will repair or replace, at its option, any defective Conserve Smart AV free of charge. Belkin's Connected Equipment Warranty covers equipment that is damaged by transient voltage (an "Occurrence") while properly connected through a Belkin Conserve Smart AV to a properly wired AC power line.

This warranty is null and void unless all wires leading into the equipment pass through an appropriate Belkin Conserve Smart AV as described herein below. The warranty will not cover claims for damage resulting from telephone-line/network-line or coaxial-line transients. This warranty is null and void if a power disturbance damages your equipment through a phone, network, or coaxial line. You are only covered if the disturbance entered through AC lines.

This is a Limited Warranty subject to the limitations and exclusions set forth herein.

Belkin will spend, to repair or replace the damaged connected equipment, at Belkin's option, an amount equal to the fair market value of the damaged equipment or the original purchase price of the equipment, whichever is less, up to a maximum of \$100,000.00.

Belkin reserves the right to review the damaged Belkin Conserve Smart AV, the damaged equipment, and the site where the damage occurred. All costs of shipping the Belkin Conserve Smart AV and the damaged equipment to Belkin for inspection shall be borne solely by the purchaser. Belkin reserves the right to negotiate the cost of repairs. If Belkin determines, in its sole discretion, that it is impractical to ship the damaged equipment to Belkin, Belkin may designate, in its sole discretion, an equipment repair facility to inspect and estimate the cost to repair such equipment. The cost, if any, of shipping the equipment to and from such repair facility and of such estimate shall be borne solely by

the purchaser. Damaged equipment must remain available for inspection until the claim is finalized. Whenever claims are settled, Belkin reserves the right to be subrogated under any existing insurance policies the claimant may have.

All above warranties contained herein are null and void if: the Belkin Conserve Smart AV in use during the Occurrence is not provided to Belkin for inspection upon Belkin's request at the sole expense of the purchaser; Belkin determines that the Belkin Conserve Smart AV has been opened, improperly installed, altered in any way, or tampered with; Belkin determines that the damage did not result from the Occurrence or that no Occurrence in fact took place; the repair or replacement of the damaged equipment is covered under a manufacturer's warranty or seller's extended warranty; or Belkin determines that the connected equipment was not used under normal operating conditions or in accordance with any manufacturer's instructions for the connected devices. All Belkin Conserve Smart AVs must be plugged directly into a properly wired AC power line. Any other installation voids this warranty. The Belkin Connected Equipment Warranty only protects against damage to properly connected equipment where Belkin has determined, in its sole discretion, that the damage resulted from an Occurrence, and does not protect against acts of God such as flood, earthquake, war, vandalism, theft, normal-use wear and tear, erosion, depletion, obsolescence, abuse, damage due to low-voltage disturbances (i.e., brownouts or sags), non-authorized program, or system equipment modification or alteration. **To be used indoors only and in dry areas.**

**This is the sole warranty of Belkin in respect to connected equipment, lost data or other damages; there are no other warranties, express or implied, except as required by law. Implied warranties required by law include the implied warranty of condition of quality, merchantability, and fitness for a particular purpose, and such implied warranties, if any, are limited in duration to the term of this warranty.**

Some jurisdictions do not allow limitations on how long an implied warranty lasts, so the above limitations may not apply.

In no event shall Belkin be liable for incidental, special, direct, indirect, consequential, or multiple damages such as, but not limited to, lost business or profits arising out of the sale or use of any Belkin Conserve Smart AV, even if advised of the possibility of such damages. This warranty gives you specific legal rights, and you may also have other rights, which may vary from jurisdiction to jurisdiction. Some jurisdictions do not allow the exclusion or limitation of incidental or consequential damage, so the above limitations may not apply to you.

This warranty is valid only for the original purchaser of the product. All damage claims against the product must be made within 15 days from the date of the Occurrence and must be accompanied by a receipt for the damaged equipment or the warranty is void.

#### **To file a claim against Belkin, you must take the following steps:**

- Contact Belkin International, Inc., at 12045 E. Waterfront Drive, Playa Vista, CA 90084, Attn: Claims Department, or
- Call (800)-223-5546, or
- Use our self-service claim form at <https://web.belkin.com/claims/claims.asp>

All claims must be filed within 15 days of the Occurrence or the warranty is null and void. Be prepared to provide the following information:

- a. The part number of the Belkin Conserve Smart AV.
- b. The equipment that was connected to the Belkin Conserve Smart AV at the time of the occurrence.
- c. The equipment that was damaged during the Occurrence and the extent of the damage.
- d. The date of the Occurrence.
- e. Where you purchased the Belkin Conserve Smart AV.
- f. When you purchased the Belkin Conserve Smart AV.
- g. Copy of the original receipt.

Your Belkin Customer Service Representative will then instruct you on how to forward your equipment, receipt, and Belkin Conserve Smart AV in use during the Occurrence, and how to proceed with your claim, including data recovery services.



## **BELKIN.**

### **Company Information**

#### **Belkin Tech Support**

U.S.

<http://www.belkin.com/support>

For more information and to learn about other Belkin Conserve energy management products, please go to [belkin.com/conserve](http://www.belkin.com/conserve)

8820-00449

F7C007



### **USE ENERGY WISELY**

Using electricity or driving a car does have an effect on the environment, but by using energy wisely we can prevent waste and reduce carbon dioxide (CO<sub>2</sub>) emissions.

CO<sub>2</sub> is a greenhouse gas that accumulates in the Earth's atmosphere, trapping heat from the sun and keeping the planet warm. CO<sub>2</sub> comes, in part, from the burning of fossil fuels, such as coal and gasoline, to generate electricity for use in our homes and to power our cars.

The amount of CO<sub>2</sub> in our atmosphere has increased over the past century, and the majority of scientists questioned in a recent international study agree that global temperatures have risen dramatically compared with levels from the 1800s, with human activity being a significant contributing factor. According to the International Energy Agency, a warmer Earth may lead to changes in rainfall patterns, a rise in sea level, and a wide range of impacts on plants, wildlife, and humans.

A good way to visualize CO<sub>2</sub> is to imagine that 1 pound of CO<sub>2</sub> would fill up 710 soda cans (12oz), or a box 2-feet high, 2-feet wide, and 2-feet deep.

Belkin Conserve products can help you do your part to use energy wisely.

### **Use Less, Save More, Feel Good.**

Facts gathered from a study conducted by the University of Illinois, the International Energy Agency, and the U.S. Environmental Protection Agency.